



Year 2 Spring 1



## Multiplication and Division

Dear Parents/ Carers,

Year 2 children have just finished the unit '*Money*'.

Please find attached the vocabulary cards relating to their new unit- '**Multiplication and Division**'. The children are introduced to a vast range of mathematical vocabulary each term. Therefore, the partnership between home and school in helping them to retain, use and acquire a secure understanding of this vocabulary within their learning is paramount. Please keep sharing and using this vocabulary when learning about maths together at home.

Attached is some guidance from White Rose (our predominant maths scheme used within school) on how best to support your child with learning about *Multiplication and Division* at home. Please click on the QR code.



Please also see the attached QR codes which enable you to download a *Multiplication* and a *Division* booklet to work through with your child at home.



***Thank you for your continued support with Maths at home.***

# Equal Groups

Groups of the same amount.



There are 3 equal groups of 5.  
 $5 \times 3 = 15$

masterthecurriculum.co.uk

# Division Symbol



We use this symbol to show we are **dividing** (sharing or grouping into equal amounts).

masterthecurriculum.co.uk

# Grouping

Finding how many equal groups you can make.



There are 20 marbles.

$$20 \div 10 = 2$$



I made 2 equal groups of 10.

masterthecurriculum.co.uk

# Equal



I have 3 cubes.



I have 3 cubes.



This means the same amount.

They have an equal amount.

masterthecurriculum.co.uk

# Even Numbers

A number that can be divided into two equal groups.  
 The even numbers are:



2

4

6


8

10

masterthecurriculum.co.uk

# Odd Numbers

A number that cannot be divided equally into two whole numbers.  
 The odd numbers are:



1

3

5

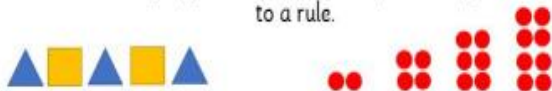
7

9

masterthecurriculum.co.uk

# Pattern

An ordered set of objects, numbers or shapes arranged according to a rule.

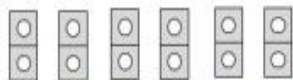


What comes next in these patterns?

masterthecurriculum.co.uk

# Multiply/Multiplication

To add equal groups of numbers.



$$2 + 2 + 2 + 2 + 2 + 2 = 12$$

$$2 \times 6 = 12$$

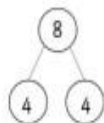
masterthecurriculum.co.uk

I can see 2, 6 times.

There are 6 lots of 2s.

# Halving

To split a number or group of objects **equally** into two parts.



Half of 8 is 4



Half of 6 is 3

masterthecurriculum.co.uk



Half of 10 is 5

# Multiplication Symbol



We use this symbol to show we are **multiplying** (adding equal groups of numbers).

masterthecurriculum.co.uk

# Double

To have two of the same number or group of objects.



Double 6 is 12.



Double 3 is 6



Double 9 is 18.

# Divide/ Division

To split (a number) into equal parts or groups.



$$6 \div 2 = 3$$

You can divide by **sharing** or **grouping**.

masterthecurriculum.co.uk

masterthecurriculum.co.uk

# Number Sentence

This will contain numbers and symbols.

Number sentences for **multiplication** and **division** can look like these:

$$3 \times 2 = 6$$

$$5 \times 2 = 10$$

$$6 \div 2 = 3$$

$$10 \div 2 = 5$$

masterthecurriculum.co.uk

# Sharing

I have 8 cakes and I **share** them **equally** into 2 plates.  
How many cakes will be on each plate?



$$8 \div 2 = 4$$



masterthecurriculum.co.uk

# Repeated Addition



$$5 \times 5 = 25$$

$$5 + 5 + 5 + 5 + 5$$

Adding the same number again and again.